

# Hinged Derails for Exposed Rail on Wooden Ties

## SIZING FORM

**MANUAL  
LIFT  
Sign Holder**

We need the following information to process your order.

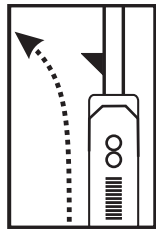
**DO NOT install on FLUSH RAIL.**  
**If you are installing on curved track, install on OUTER CURVED RAIL**

**Please complete  
all three  
sections**

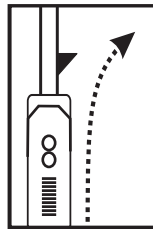
**① Derail Direction**

Please check the model you wish to buy

**1-way Derails**  
for all freight cars  
and all locomotives

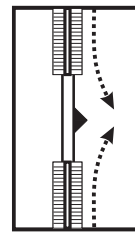


Left throw  
**#4014-01**



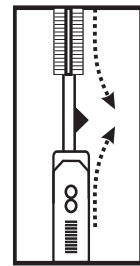
Right throw  
**#4014-02**

**2-way  
Freight Car Derail**  
for all freight cars  
(and 4-axle  
locomotives)



**#4014-03**

**2-way  
Locomotive Derail**  
for all freight cars,  
4-axle locomotives,  
& 6-axle locomotives



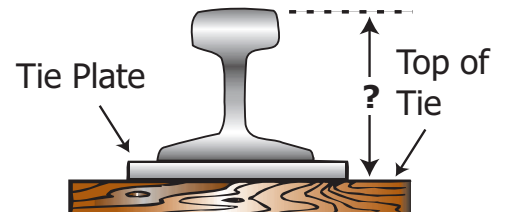
**#4014-18**

**② Rail size and section** \_\_\_\_\_

Stamped on web of rail at intervals.

**③ Height of rail above tie** \_\_\_\_\_

Include tie plate thickness



For more than one track, please fill out a separate form for each.

**Do not install hinged derails on resin or concrete ties**

If you have steel ties, request sizing form for steel tie hinged derail.

Company _____	Your Name _____
Phone _____	Fax _____
Email _____	Date _____
PO _____	Order # _____

If you've already ordered

This is a special order item and cannot be returned.

rev. 2019-08-30



**ALDON**<sup>®</sup>  
Safety on Track Since 1904

Aldon Company, Inc. | 3410 Sunset Avenue | Waukegan, Illinois 60087  
 PH. 847.623.8800 | FX. 847.623.6139 | e-rail@aldonco.com | www.aldonco.com